




Rain Jacket #3


Start by choosing your **Style**, choose a Gender and **Fit**, and begin the colorization process!
Optional add-ons include a **Foldable Hood**, **Chest Pockets**, and **Logo Placements**.


W M


 **Evergreen**



 **Estate Blue**



 **Pool Green**







 Hood Shape



 Chest Pocket(s)



 Hood Color 



 Chest Color 



 Body Color 



 Lower Body Color 



 Back Color 


 Upper Sleeve Color 


 Lower Sleeve Color 


 Main Zipper Color 


 Chest Pocket Zipper 


 Lower Pocket Zipper 

 Logo: Left Chest

 Logo: Inside

 Logo: Left Sleeve

 Logo: Right Shoulder

 Logo: Lower Back